

Mercedes **SPRINTER & METRIS**



V SPEC TECHNO

INTRODUCTION

The V Spec Techno product line is designed with a specific goal: to meet our customer's needs.

We understand that your work vehicle is an extension of yourself and your business.

That thought prevailing, it goes into everything we manufacture.

Our products are made of 100% Marine Grade Aluminum and carry a limited lifetime warranty.

100% Aluminum means - lightweight, no rust, no paint and no plywood. It is built to last.

Packages

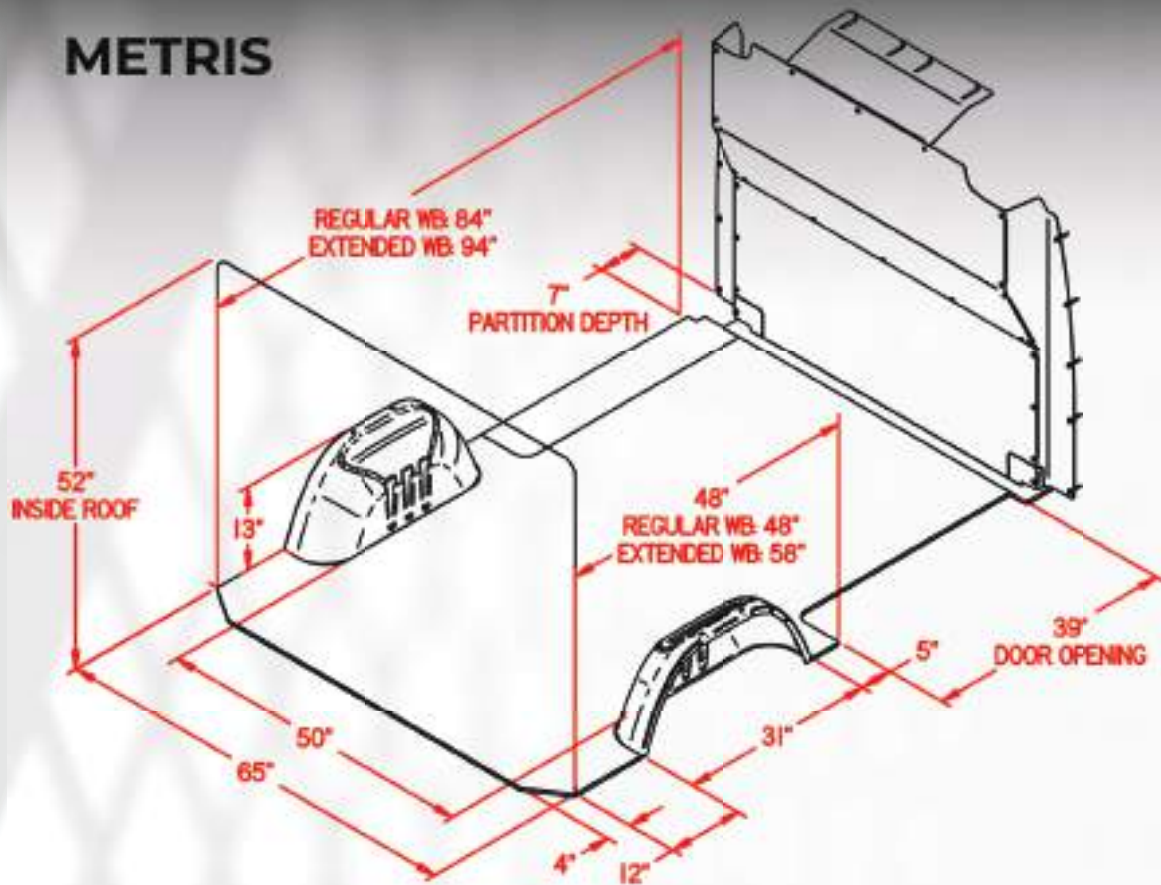
Our trade packages are intended to help the end user design his own vehicle according to his specific needs. Each package can be modified with many different shelf lengths and bulkhead partition options.

We have designed our shelving modules so they can be accessorized to your needs, regardless of the trade you work in. All our packages start from a basic setup and it is the accessories you choose that determine the end result. All of our shelving units are designed in a modular fashion and can be adjusted to your changing needs. Altering the initial setup does not translate into purchasing new modules they are designed specifically for that purpose. Shelves can be added or removed without having to disassemble the entire unit. These packages are a reference tool to help you visualize a standard or complex setup. There are various options to satisfy every end user's needs.

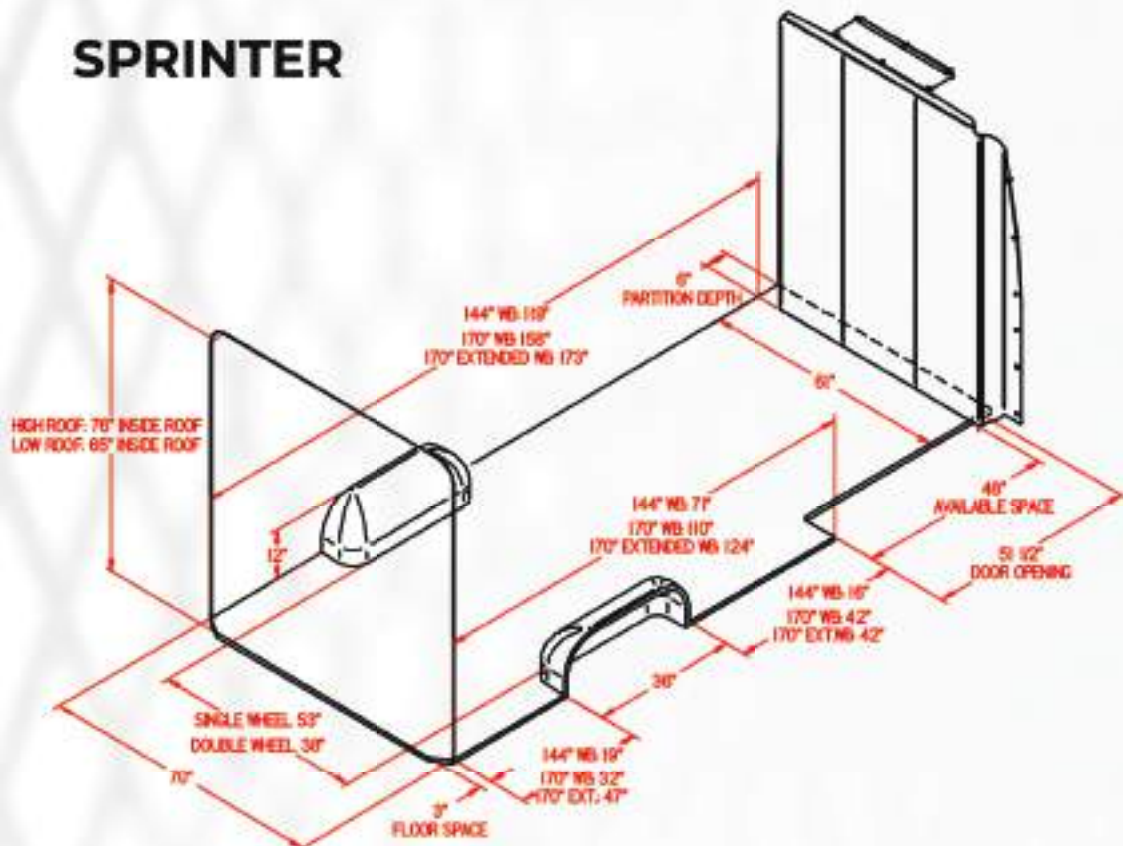
Your qualified dealer will guide you through this process to ensure that the proper shelving modules are chosen according to the specific vehicle size. Please refer to the vehicle dimensions in the "Reference" tab of our website at www.vspectechno.com to ensure proper vehicle fitment.

REFERENCE DIMENSIONS

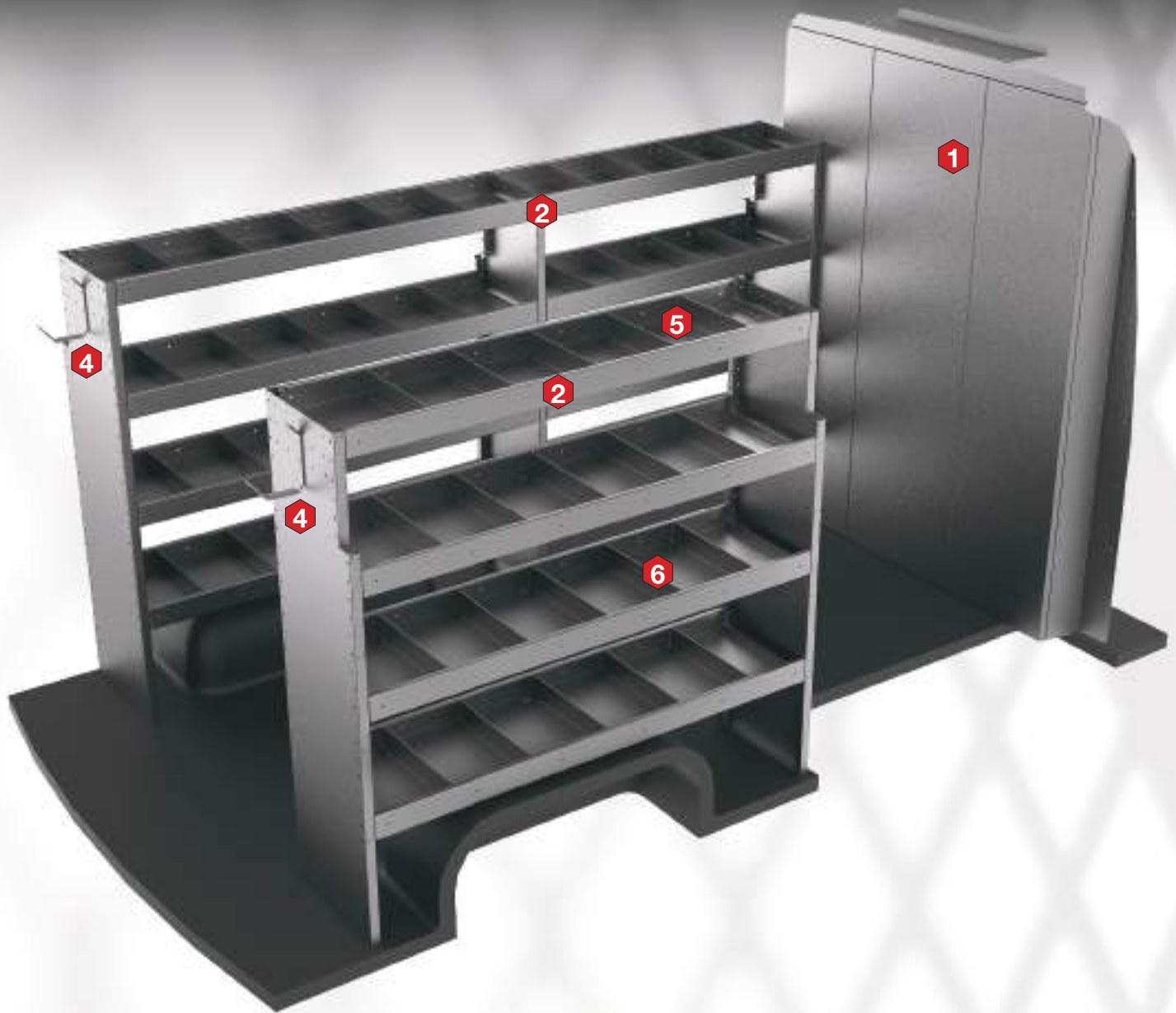
METRIS



SPRINTER



BASE PACKAGE



The “BASE” package shown above is an ideal representation of what your standard service truck should look like, but that is rarely the case. Each trades person requires his own set-up and storage for his or her specific tools. The image serves as starting point and is modified according to the vehicle dimensions. Please refer to the opposite page and find your desired vehicle specifications to start building your ideal package. The image shows a grilled partition to create contrast, but each package is built using a solid bulkhead as a starting point. Bulkhead partitions and shelving modules can be adapted to meet our customers’ specific needs.

Modules, shelves and bulkhead partitions are constructed of 100% Marine grade Aluminum

PRODUCT CODES

BASE PACKAGE 144" SPRINTER LOW ROOF: V-BASE-144-SPL

#	PART#	DESCRIPTION	QTY
1	V-BLK-SPL-SO	SOLID PARTITION	1
2	V-MOD-1658-60-4	58"HIGH X 60"WIDE X 16"DEEP	1
2	V-MOD-1658-48-4	58"HIGH X 48"WIDE X 16"DEEP	2
4	V-HOOK-3	3" HOOK	2
5	V-DIV-14	14" DIVIDERS (5 PER PACK)	2
6	V-DIV-16	16" DIVIDERS (5 PER PACK)	4

BASE PACKAGE 144" SPRINTER HIGH ROOF: V-BASE-144-SPH

#	PART#	DESCRIPTION	QTY
1	V-BLK-SPH-SO	SOLID PARTITION	1
2	V-MOD-1658-60-4	58"HIGH X 60"WIDE X 16"DEEP	1
2	V-MOD-1658-48-4	58"HIGH X 48"WIDE X 16"DEEP	2
4	V-HOOK-3	3" HOOK	2
5	V-DIV-14	14" DIVIDERS (5 PER PACK)	2
6	V-DIV-16	16" DIVIDERS (5 PER PACK)	4

BASE PACKAGE 170" HIGH ROOF: V-BASE-170-SPH

#	PART#	DESCRIPTION	QTY
1	V-BLK-SPH-SO	SOLID PARTITION	1
2	V-MOD-1658-72-4	58"HIGH X 72"WIDE X 16"DEEP	2
2	V-MOD-1658-84-4	58"HIGH X 84"WIDE X 16"DEEP	1
4	V-HOOK-3	3" HOOK	2
5	V-DIV-14	14" DIVIDERS (5 PER PACK)	4
6	V-DIV-16	16" DIVIDERS (5 PER PACK)	7

BASE PACKAGE 170" EXT. HIGH ROOF: V-BASE-70X-SPH

#	PART#	DESCRIPTION	QTY
1	V-BLK-SPH-SO	SOLID PARTITION	1
2	V-MOD-1658-72-4	58"HIGH X 72"WIDE X 16"DEEP	1
2	V-MOD-1658-84-4	58"HIGH X 84"WIDE X 16"DEEP	1
2	V-MOD-1658-96-4	58"HIGH X 96"WIDE X 16"DEEP	1
4	V-HOOK-3	3" HOOK	2
5	V-DIV-14	14" DIVIDERS (5 PER PACK)	4
6	V-DIV-16	16" DIVIDERS (5 PER PACK)	7

PLUMBER PACKAGE



The “PLUMBER” package shown above is an ideal representation of what your standard plumber’s truck should look like, but that is rarely the case. Each trades person requires his own set-up and storage for his or her specific tools. The image serves as starting point and can be modified according to the vehicle dimensions. Please refer to the opposite page and find your desired vehicle specifications to start building your ideal package. The image shows a grilled partition to create contrast, but each package is built using a solid bulkhead as a starting point. Bulkhead partitions and shelving modules may be substituted to meet our customers’ specific needs.

Modules, shelves and bulkhead partitions are constructed of 100% Marine grade Aluminum

PRODUCT CODES

PLUMBER PACKAGE 144" SPRINTER LOW ROOF: V-PLUM-144-SPL

#	PART#	DESCRIPTION	QTY	#	PART#	DESCRIPTION	QTY
1	V-BLK-SPL-SO	SOLID PARTITION	1	9	V-DIV-14	14" DIVIDERS (5 PER PACK)	2
2	V-MOD-1658-60-4	58"HIGH X 60"WIDE X 16"DEEP	1	10	V-DIV-16	16" DIVIDERS (5 PER PACK)	4
2	V-MOD-1658-48-4	58"HIGH X 48"WIDE X 16"DEEP	2	11	V-BIN-6	BIN 4" HIGH X 6" WIDE X 11.5" DEEP	28
3	V-DOR-48	48" LOCKING EXPANDABLE DOOR	1	12	V-BIN-48	48"BIN HOLDER(REQUIRED)	4
4	V-PTO-4	4" HIGH PARTS ORGANIZER W/BRACKETS	2	13	V-HOOK-6	6" HOOK	2
5	V-DRW-48-20	19.75" HIGH X 18"WIDE X 48"DEEP DRAWER	1				
6	V-DRW-48-6	6"HIGH X 18"WIDE X 48" DEEP DRAWER	1				
7	V-DRW-CRO	3" HIGH X 18"WIDE X 48"LONG TOP CROWN	1				
8	V-VISE	TILTING VISE MODULE	1				

PLUMBER PACKAGE 144" SPRINTER HIGH ROOF: V-PLUM-144-SPH

#	PART#	DESCRIPTION	QTY	#	PART#	DESCRIPTION	QTY
1	V-BLK-SPH-SO	SOLID PARTITION	1	9	V-DIV-14	14" DIVIDERS (5 PER PACK)	2
2	V-MOD-1658-60-4	58"HIGH X 60"WIDE X 16"DEEP	1	10	V-DIV-16	16" DIVIDERS (5 PER PACK)	4
2	V-MOD-1658-48-4	58"HIGH X 48"WIDE X 16"DEEP	2	11	V-BIN-6	BIN 4" HIGH X 6" WIDE X 11.5" DEEP	28
3	V-DOR-48	48" LOCKING EXPANDABLE DOOR	1	12	V-BIN-48	48"BIN HOLDER(REQUIRED)	4
4	V-PTO-4	4" HIGH PARTS ORGANIZER W/BRACKETS	2	13	V-HOOK-6	6" HOOK	2
5	V-DRW-48-20	19.75" HIGH X 18"WIDE X 48"DEEP DRAWER	1				
6	V-DRW-48-6	6"HIGH X 18"WIDE X 48" DEEP DRAWER	1				
7	V-DRW-CRO	3" HIGH X 18"WIDE X 48"LONG TOP CROWN	1				
8	V-VISE	TILTING VISE MODULE	1				

PLUMBER PACKAGE 170" HIGH ROOF: V-PLUM-170-SPH

#	PART#	DESCRIPTION	QTY	#	PART#	DESCRIPTION	QTY
1	V-BLK-SPH-SO	SOLID PARTITION	1	9	V-DIV-14	14" DIVIDERS (5 PER PACK)	2
2	V-MOD-1658-72-4	58"HIGH X 72"WIDE X 16"DEEP	2	10	V-DIV-16	16" DIVIDERS (5 PER PACK)	4
2	V-MOD-1658-84-4	58"HIGH X 84"WIDE X 16"DEEP	1	11	V-BIN-6	BIN 4" HIGH X 6" WIDE X 11.5" DEEP	52
3	V-DOR-72	72" LOCKING EXPANDABLE DOOR	1	12	V-BIN-84	84"BIN HOLDER(REQUIRED)	4
4	V-PTO-4	4" HIGH PARTS ORGANIZER W/BRACKETS	2	13	V-HOOK-6	6" HOOK	2
5	V-DRW-48-20	19.75" HIGH X 18"WIDE X 48"DEEP DRAWER	1				
6	V-DRW-48-6	6"HIGH X 18"WIDE X 48" DEEP DRAWER	1				
7	V-DRW-CRO	3" HIGH X 18"WIDE X 48"LONG TOP CROWN	1				
8	V-VISE	TILTING VISE MODULE	1				

PLUMBER PACKAGE 170" EXT. HIGH ROOF: V-PLUM-70X-SPH

#	PART#	DESCRIPTION	QTY	#	PART#	DESCRIPTION	QTY
1	V-BLK-SPH-SO	SOLID PARTITION	1	9	V-DIV-14	14" DIVIDERS (5 PER PACK)	2
2	V-MOD-1658-72-4	58"HIGH X 72"WIDE X 16"DEEP	1	10	V-DIV-16	16" DIVIDERS (5 PER PACK)	4
2	V-MOD-1658-84-4	58"HIGH X 84"WIDE X 16"DEEP	1	11	V-BIN-6	BIN 4" HIGH X 6" WIDE X 11.5" DEEP	60
2	V-MOD-1658-96-4	58"HIGH X 96"WIDE X 16"DEEP	1	12	V-BIN-96	96"BIN HOLDER(REQUIRED)	4
3	V-DOR-72	72" LOCKING EXPANDABLE DOOR	1	13	V-HOOK-6	6" HOOK	2
4	V-PTO-4	4" HIGH PARTS ORGANIZER W/BRACKETS	2				
5	V-DRW-48-20	19.75" HIGH X 18"WIDE X 48"DEEP DRAWER	1				
6	V-DRW-48-6	6"HIGH X 18"WIDE X 48" DEEP DRAWER	1				
7	V-DRW-CRO	3" HIGH X 18"WIDE X 48"LONG TOP CROWN	1				
8	V-VISE	TILTING VISE MODULE	1				

HVAC PACKAGE



The “HVAC” package shown above is an ideal representation of what your average HVAC truck should look like, but that is rarely the case. Each trades person requires his or her specific tools. The image serves as starting point and can be modified according to the vehicle dimensions. Please refer to the opposite page and find your desired vehicle specifications to start building your ideal package. The image shows a grilled partition to create contrast, but each package is built using a solid bulkhead as a starting point. Bulkhead partitions and shelving modules may be substituted to meet our customers’ specific needs.

Modules, shelves and bulkhead partitions are constructed of 100% Marine grade Aluminum

PRODUCT CODES

HVAC PACKAGE 144" SPRINTER LOW ROOF: V-HVAC-144-SPL

#	PART#	DESCRIPTION	QTY	#	PART#	DESCRIPTION	QTY
1	V-BLK-SPL-SO	SOLID PARTITION	1	7	V-DRW-CRO	3" HIGH X 18" WIDE X 48" LONG TOP CROWN	1
2	V-MOD-1658-60-4	58" HIGH X 60" WIDE X 16" DEEP	1	8	V-BOT-4	FOUR TANK HOLDER (INSTALLED ON SHELF)	1
2	V-MOD-1658-48-3	58" HIGH X 48" WIDE X 16" DEEP	1	9	V-BOT-1	SINGLE TANK HOLDER	2
2	V-MOD-1658-48-4	58" HIGH X 48" WIDE X 16" DEEP	1	10	V-DIV-14	14" DIVIDERS (5 PER PACK)	2
3	V-DOR-48	48" LOCKING EXPANDABLE DOOR	1	11	V-DIV-16	16" DIVIDERS (5 PER PACK)	4
4	V-PTO-4	4" HIGH PARTS ORGANIZER W/BRACKETS	2	12	V-HOOK-6	6" HOOK	2
5	V-DRW-48-20	19.75" HIGH X 18" WIDE X 48" DEEP DRAWER	1				
6	V-DRW-48-6	6" HIGH X 18" WIDE X 48" DEEP DRAWER	1				

HVAC PACKAGE 144" SPRINTER HIGH ROOF: V-HVAC-144-SPH

#	PART#	DESCRIPTION	QTY	#	PART#	DESCRIPTION	QTY
1	V-BLK-SPH-SO	SOLID PARTITION	1	8	V-BOT-4	FOUR TANK HOLDER (INSTALLED ON SHELF)	1
2	V-MOD-1658-60-4	58" HIGH X 60" WIDE X 16" DEEP	1	9	V-BOT-1	SINGLE TANK HOLDER	2
2	V-MOD-1658-48-4	58" HIGH X 48" WIDE X 16" DEEP	1	10	V-DIV-14	14" DIVIDERS (5 PER PACK)	2
2	V-MOD-1658-48-3	58" HIGH X 48" WIDE X 16" DEEP	1	11	V-DIV-16	16" DIVIDERS (5 PER PACK)	4
3	V-DOR-48	48" LOCKING EXPANDABLE DOOR	1	12	V-HOOK-6	6" HOOK	2
4	V-PTO-4	4" HIGH PARTS ORGANIZER W/BRACKETS	2				
5	V-DRW-48-20	19.75" HIGH X 18" WIDE X 48" DEEP DRAWER	1				
6	V-DRW-48-6	6" HIGH X 18" WIDE X 48" DEEP DRAWER	1				
7	V-DRW-CRO	3" HIGH X 18" WIDE X 48" LONG TOP CROWN	1				

HVAC PACKAGE 170" HIGH ROOF: V-HVAC-170-SPH

#	PART#	DESCRIPTION	QTY	#	PART#	DESCRIPTION	QTY
1	V-BLK-SPH-SO	SOLID PARTITION	1	8	V-BOT-5	FIVE TANK HOLDER (INSTALLED ON SHELF)	1
2	V-MOD-1658-60-3	58" HIGH X 60" WIDE X 16" DEEP	1	9	V-BOT-1	SINGLE TANK HOLDER	2
2	V-MOD-1658-72-4	58" HIGH X 72" WIDE X 16" DEEP	1	10	V-DIV-14	14" DIVIDERS (5 PER PACK)	2
2	V-MOD-1658-84-4	58" HIGH X 84" WIDE X 16" DEEP	2	11	V-DIV-16	16" DIVIDERS (5 PER PACK)	4
3	V-DOR-72	72" LOCKING EXPANDABLE DOOR	1	12	V-HOOK-6	6" HOOK	2
4	V-PTO-4	4" HIGH PARTS ORGANIZER W/BRACKETS	2				
5	V-DRW-48-20	19.75" HIGH X 18" WIDE X 48" DEEP DRAWER	1				
6	V-DRW-48-6	6" HIGH X 18" WIDE X 48" DEEP DRAWER	1				
7	V-DRW-CRO	3" HIGH X 18" WIDE X 48" LONG TOP CROWN	1				

HVAC PACKAGE 170" EXT. HIGH ROOF: V-HVAC-70X-SPH

#	PART#	DESCRIPTION	QTY	#	PART#	DESCRIPTION	QTY
1	V-BLK-SPH-SO	SOLID PARTITION	1	9	V-BOT-1	SINGLE TANK HOLDER	2
2	V-MOD-1658-60-3	58" HIGH X 60" WIDE X 16" DEEP	1	10	V-DIV-14	14" DIVIDERS (5 PER PACK)	2
2	V-MOD-1658-96-4	58" HIGH X 96" WIDE X 16" DEEP	2	11	V-DIV-16	16" DIVIDERS (5 PER PACK)	4
3	V-DOR-60	60" LOCKING EXPANDABLE DOOR	1	12	V-HOOK-6	6" HOOK	2
4	V-PTO-4	4" HIGH PARTS ORGANIZER W/BRACKETS	2				
5	V-DRW-48-20	19.75" HIGH X 18" WIDE X 48" DEEP DRAWER	1				
6	V-DRW-48-6	6" HIGH X 18" WIDE X 48" DEEP DRAWER	1				
7	V-DRW-CRO	3" HIGH X 18" WIDE X 48" LONG TOP CROWN	1				
8	V-BOT-5	FIVE TANK HOLDER (INSTALLED ON SHELF)	1				

ELECTRICAL PACKAGE



The “ELECTRICAL” package shown above is an ideal representation of what your standard electrician truck should look like, but that is rarely the case. Each trades person requires his own set-up and storage for his or her specific tools. The image serves as starting point and can be modified according to the vehicle dimensions. Please refer to the opposite page and find your desired vehicle specifications to start building your ideal package. The image shows a gridded partition to create contrast, but each package is built using a solid bulkhead as a starting point. Bulkhead partitions and shelving modules may be substituted to meet our customer’s specific needs.

Modules, shelves and bulkhead partitions are constructed of 100% Marine grade Aluminum

PRODUCT CODES

ELECTRICIAN PACKAGE 144" SPRINTER LOW ROOF: V-ELEC-144-SPL

#	PART#	DESCRIPTION	QTY	#	PART#	DESCRIPTION	QTY
1	V-BLK-SPL-SO	SOLID PARTITION	1	9	V-DIV-14	14" DIVIDERS (5 PER PACK)	2
2	V-MOD-1658-60-4	58"HIGH X 60"WIDE X 16"DEEP	1	10	V-DIV-16	16" DIVIDERS (5 PER PACK)	4
2	V-MOD-1658-48-4	58"HIGH X 48"WIDE X 16"DEEP	2	11	V-BIN-6	BIN 4" HIGH X 6" WIDE X 11.5" DEEP	28
3	V-DOR-48	48" LOCKING EXPANDABLE DOOR	1	12	V-BIN-48	48"BIN HOLDER(REQUIRED)	4
4	V-PTO-4	4" HIGH PARTS ORGANIZER W/BRACKETS	2	13	V-HOOK-6	6" HOOK	2
5	V-DRW-48-20	19.75" HIGH X 18"WIDE X 48"DEEP DRAWER	1				
6	V-DRW-48-6	6"HIGH X 18"WIDE X 48" DEEP DRAWER	1				
7	V-DRW-CRO	3" HIGH X 18"WIDE X 48"LONG TOP CROWN	1				
8	V-SPOOL	WIRE REEL HOLDER	1				

ELECTRICIAN PACKAGE 144" SPRINTER HIGH ROOF: V-ELEC-144-SPH

#	PART#	DESCRIPTION	QTY	#	PART#	DESCRIPTION	QTY
1	V-BLK-SPH-SO	SOLID PARTITION	1	9	V-DIV-14	14" DIVIDERS (5 PER PACK)	2
2	V-MOD-1658-60-4	58"HIGH X 60"WIDE X 16"DEEP	1	10	V-DIV-16	16" DIVIDERS (5 PER PACK)	4
2	V-MOD-1658-48-4	58"HIGH X 48"WIDE X 16"DEEP	2	11	V-BIN-6	BIN 4" HIGH X 6" WIDE X 11.5" DEEP	28
3	V-DOR-48	48" LOCKING EXPANDABLE DOOR	1	12	V-BIN-48	48"BIN HOLDER(REQUIRED)	4
4	V-PTO-4	4" HIGH PARTS ORGANIZER W/BRACKETS	2	13	V-HOOK-6	6" HOOK	2
5	V-DRW-48-20	19.75" HIGH X 18"WIDE X 48"DEEP DRAWER	1				
6	V-DRW-48-6	6"HIGH X 18"WIDE X 48" DEEP DRAWER	1				
7	V-DRW-CRO	3" HIGH X 18"WIDE X 48"LONG TOP CROWN	1				
8	V-SPOOL	WIRE REEL HOLDER	1				

ELECTRICIAN PACKAGE 170" HIGH ROOF: V-ELEC-170-SPH

#	PART#	DESCRIPTION	QTY	#	PART#	DESCRIPTION	QTY
1	V-BLK-SPH-SO	SOLID PARTITION	1	9	V-DIV-14	14" DIVIDERS (5 PER PACK)	2
2	V-MOD-1658-72-4	58"HIGH X 72"WIDE X 16"DEEP	2	10	V-DIV-16	16" DIVIDERS (5 PER PACK)	4
2	V-MOD-1658-84-4	58"HIGH X 84"WIDE X 16"DEEP	1	11	V-BIN-6	BIN 4" HIGH X 6" WIDE X 11.5" DEEP	52
3	V-DOR-72	72" LOCKING EXPANDABLE DOOR	1	12	V-BIN-84	84"BIN HOLDER(REQUIRED)	4
4	V-PTO-4	4" HIGH PARTS ORGANIZER W/BRACKETS	2	13	V-HOOK-6	6" HOOK	2
5	V-DRW-48-20	19.75" HIGH X 18"WIDE X 48"DEEP DRAWER	1				
6	V-DRW-48-6	6"HIGH X 18"WIDE X 48" DEEP DRAWER	1				
7	V-DRW-CRO	3" HIGH X 18"WIDE X 48"LONG TOP CROWN	1				
8	V-SPOOL	WIRE REEL HOLDER	1				

ELECTRICIAN PACKAGE 170" EXT. HIGH ROOF: V-ELEC-70X-SPH

#	PART#	DESCRIPTION	QTY	#	PART#	DESCRIPTION	QTY
1	V-BLK-SPH-SO	SOLID PARTITION	1	8	V-SPOOL	WIRE REEL HOLDER	1
2	V-MOD-1658-72-4	58"HIGH X 72"WIDE X 16"DEEP	1	9	V-DIV-14	14" DIVIDERS (5 PER PACK)	2
2	V-MOD-1658-84-4	58"HIGH X 84"WIDE X 16"DEEP	1	10	V-DIV-16	16" DIVIDERS (5 PER PACK)	4
2	V-MOD-1658-96-4	58"HIGH X 96"WIDE X 16"DEEP	1	11	V-BIN-6	BIN 4" HIGH X 6" WIDE X 11.5" DEEP	60
3	V-DOR-72	72" LOCKING EXPANDABLE DOOR	1	12	V-BIN-96	96"BIN HOLDER(REQUIRED)	4
4	V-PTO-4	4" HIGH PARTS ORGANIZER W/BRACKETS	2	13	V-HOOK-6	6" HOOK	2
5	V-DRW-48-20	19.75" HIGH X 18"WIDE X 48"DEEP DRAWER	1				
6	V-DRW-48-6	6"HIGH X 18"WIDE X 48" DEEP DRAWER	1				
7	V-DRW-CRO	3" HIGH X 18"WIDE X 48"LONG TOP CROWN	1				

DELIVERY PACKAGE



The “Delivery” package shown above is an ideal representation of what your average delivery truck should look like, but that is rarely the case. Each trades person requires his or her specific tools. The image serves as starting point and can be modified according to the vehicle dimensions. Please refer to the opposite page and find your desired vehicle specifications to start building your ideal package. The image shows a grilled partition to create contrast, but each package is built using a solid bulkhead as a starting point. Bulkhead partitions and shelving modules may be substituted to meet our customers’ specific needs.

Modules, shelves and bulkhead partitions are constructed of 100% Marine grade Aluminum

PRODUCT CODES

DELIVERY PACKAGE 144" SPRINTER LOW ROOF: V-DELI-144-SPL

#	PART#	DESCRIPTION	QTY
1	V-BLK-SPL-SO	SOLID PARTITION	1
2	V-MOD-6020-2	2 SHELVES. OUTER FRAME 65" INNER SHELF 53.5"	2
2	V-MOD-4820-2	2 SHELVES. OUTER FRAME 53" INNER SHELF 41.5"	1

DELIVERY PACKAGE 144" SPRINTER HIGH ROOF: V-DELI-144-SPH

#	PART#	DESCRIPTION	QTY
1	V-BLK-SPH-SO	SOLID PARTITION	1
2	V-MOD-6020-3	3 SHELVES. OUTER FRAME LENGTH 65" INNER SHELF 53.5"	2
2	V-MOD-4820-3	3 SHELVES. OUTER FRAME LENGTH 53" INNER SHELF 41.5"	1

DELIVERY PACKAGE 170" HIGH ROOF: V-DELI-170-SPH

#	PART#	DESCRIPTION	QTY
1	V-BLK-SPH-SO	SOLID PARTITION	1
2	V-MOD-7220-3	3 SHELVES. OUTER FRAME 77" INNER SHELF 65.5"	2
2	V-MOD-8420-3	3 SHELVES. OUTER FRAME 89" INNER SHELF 77.5"	1

DELIVERY PACKAGE 170" EXT. HIGH ROOF: V-DELI-170-SPX

#	PART#	DESCRIPTION	QTY
1	V-BLK-SPH-SO	SOLID PARTITION	1
2	V-MOD-7220-3	3 SHELVES. OUTER FRAME 77" INNER SHELF 65.5"	1
2	V-MOD-8420-3	3 SHELVES. OUTER FRAME 89" INNER SHELF 77.5"	2

DELIVERY PACKAGE METRIS 126" WHEEL BASE V-DELI-126-MMT

#	PART#	DESCRIPTION	QTY
1	V-BLK-MMT-SO	SOLID PARTITION	1
2	V-MOD-7217-2	2 SHELVES. OUTER FRAME 77" INNER SHELF 65.5"	1
2	V-MOD-3617-2	2 SHELVES. OUTER FRAME 41" INNER SHELF 29.5"	1

DELIVERY PACKAGE METRIS 135" WHEELBASE V-DELI-135-MMT

#	PART#	DESCRIPTION	QTY
1	V-BLK-MMT-SO	SOLID PARTITION	1
2	V-MOD-8417-2	2 SHELVES. OUTER FRAME 89" INNER SHELF 77.5"	1
2	V-MOD-4817-2	2 SHELVES. OUTER FRAME 53" INNER SHELF 41.5"	1

BULKHEADS - SPRINTER



SPRINTER - LOW ROOF

PART#	DESCRIPTION
V-BLK-SPL-SO	MERCEDES SPRINTER LOW ROOF SOLID
V-BLK-SPL-PR	MERCEDES SPRINTER LOW ROOF PERFORATED
V-BLK-SPL-WD	MERCEDES SPRINTER LOW ROOF LEXAN WINDOW
V-BLK-SPL-DR	MERCEDES SPRINTER LOW ROOF SWING DOOR

SPRINTER - HIGH ROOF

PART#	DESCRIPTION
V-BLK-SPH-SO	MERCEDES SPRINTER HIGH ROOF SOLID
V-BLK-SPH-PR	MERCEDES SPRINTER HIGH ROOF PERFORATED
V-BLK-SPH-WD	MERCEDES SPRINTER HIGH ROOF LEXAN WINDOW
V-BLK-SPH-DR	MERCEDES SPRINTER HIGH ROOF SWING DOOR

BULKHEADS - METRIS



METRIS	
PART#	DESCRIPTION
V-BLK-MMT-SO	MERCEDES METRIS SOLID
V-BLK-MMT-PR	MERCEDES METRIS PERFORATED
V-BLK-MMT-WD	MERCEDES METRIS LEXAN WINDOW

SHELVES



Shelving modules are designed to be a generic fit which means they are adaptable to most if not all vehicles. They are available in two standard heights, 44" and 58". The standard shelving module is sold using 3, 4, or 5 shelf configurations. The bolt-on design permits the end user to add or remove shelves in only a few minutes. All shelves are pre-punched to accept (optional) dividers at every inch using machine screws therefore eliminating all rattles. The shelves have a 3" lip and are 16" deep. The shelves are one piece aluminum, no extrusion or plywood and are rated at 150lb/linear ft.

PRODUCT CODES

The Shelving Module product codes are made up of module dimensions and specifications.

Example:

V-MOD-1658-48-4	
CODE	MEANING
V	V SPEC TECHNO
MOD	MODULE
16	SHELF DEPTH, 16"
58	HEIGHT OF THE MODULE, 58"
48	LENGTH OF THE MODULE, 48"
4	QUANTITY OF SHELVES, 4 SHELVES

44" HIEGHT (LOW-ROOF)	58" HEIGHT (HIGH ROOF)
V-MOD-1644-24-3 (14", 16", 16")	V-MOD-1658-24-4 (14", 16", 16", 16)
V-MOD-1644-24-4 (14", 16", 16", 16)	V-MOD-1658-24-5 (14", 16", 16", 16", 16")
V-MOD-1644-36-3 (14", 16", 16")	V-MOD-1658-36-4 (14", 16", 16", 16)
V-MOD-1644-36-4 (14", 16", 16", 16)	V-MOD-1658-36-5 (14", 16", 16", 16", 16")
V-MOD-1644-48-3 (14", 16", 16")	V-MOD-1658-48-4 (14", 16", 16", 16)
V-MOD-1644-48-4 (14", 16", 16", 16)	V-MOD-1658-48-5 (14", 16", 16", 16", 16")
V-MOD-1644-60-3 (14", 16", 16")	V-MOD-1658-60-4 (14", 16", 16", 16)
V-MOD-1644-60-4 (14", 16", 16", 16)	V-MOD-1658-60-5 (14", 16", 16", 16", 16")
V-MOD-1644-72-3 (14", 16", 16")	V-MOD-1658-72-4 (14", 16", 16", 16)
V-MOD-1644-72-4 (14", 16", 16", 16)	V-MOD-1658-72-5 (14", 16", 16", 16", 16")
V-MOD-1644-84-3 (14", 16", 16")	V-MOD-1658-84-4 (14", 16", 16", 16)
V-MOD-1644-84-4 (14", 16", 16", 16)	V-MOD-1658-84-5 (14", 16", 16", 16", 16")
V-MOD-1644-96-3 (14", 16", 16")	V-MOD-1658-96-4 (14", 16", 16", 16)
V-MOD-1644-96-4 (14", 16", 16", 16)	V-MOD-1658-96-5 (14", 16", 16", 16", 16")

FOLDING SHELVES



PRODUCT CODES

The Folding shelf modules are available in either 2 or 3 shelf options.

The shelves use gas pistons to keep the shelf in a locked position when not in use and prevent them from rattling when they are in the opened position.

Optional steel wire cables are available to add even more weight capacity to the shelf.

Available in lengths of 36",48",60", 72" and 84".

The supports are adjustable in height and therefore adaptable to all vehicle heights.

Our shelf design is consistent with our standard fixed shelves; 100% aluminium, lightweight, recyclage and resistant to liquids.

Add 5" to the first two digits of the product code to determine the required space needed.

Eg. V-Mod-6020-2 requires 65" for installation.

Shelf Lips are 3/4".

Eg. V-Mod-6020. The 20" Shelf usable depth is 53.5" x 18.5"

V-Mod-7220-3. The 17" Shelf usable depth is 65.5" x 15.5"

MODULE	SPINTER SPECIFICATIONS
V-MOD-3620-2	2 SHELVES, 31" x 20" (OUTER SHELF DIMENSIONS)
V-MOD-3620-3	3 SHELVES, 2 - 31" x 17", 1 - 31" x 20" (OUTER SHELF DIMENSIONS)
V-MOD-4820-2	2 SHELVES, 43" x 20" (OUTER SHELF DIMENSIONS)
V-MOD-4820-3	3 SHELVES, 2 - 43" x 17", 1 - 43" x 20" (OUTER SHELF DIMENSIONS)
V-MOD-6020-2	2 SHELVES, 55" x 20" (OUTER SHELF DIMENSIONS)
V-MOD-6020-3	3 SHELVES, 2 - 55" x 17", 1 - 55" x 20" (OUTER SHELF DIMENSIONS)
V-MOD-7220-2	2 SHELVES, 67" x 20" (OUTER SHELF DIMENSIONS)
V-MOD-7220-3	3 SHELVES, 2 - 67" x 17", 1 - 67" x 20" (OUTER SHELF DIMENSIONS)
V-MOD-8420-2	2 SHELVES, 79" x 20" (OUTER SHELF DIMENSIONS)
V-MOD-8420-3	3 SHELVES, 2 - 79" x 17", 1 - 79" x 20" (OUTER SHELF DIMENSIONS)

MODULE	METRIS SPECIFICATIONS
V-MOD-3617-2	2 SHELVES, 31" x 17" (OUTER SHELF DIMENSIONS)
V-MOD-4817-2	2 SHELVES, 43" x 17" (OUTER SHELF DIMENSIONS)
V-MOD-6017-2	2 SHELVES, 55" x 17" (OUTER SHELF DIMENSIONS)
V-MOD-7217-2	3 SHELVES, 67" x 17" (OUTER SHELF DIMENSIONS)
V-MOD-8417-2	2 SHELVES, 79" x 17" (OUTER SHELF DIMENSIONS)

DRAWERS



(1) The lock-in/lock-out drawer system is by far the best solution for storing heavy tools and parts. They are built using 500lb. sliders with an extruded full length handle that activates the ever so functional locking system. The drawers lock in the closed and fully opened position. Being locked in the opened position is most beneficial when your vehicle is on a angle. Basic garage tool boxes are not able to handle the abuse, they were made for a static application. The lock-in/lock-out drawers were conceived to withstand the abuse of everyday roads and the job site.

V-500-48-3 3”h x 41.5”w x 14”d (Installed in a 48” shelf module) optional dividers V-DIV-48-3-slo (36 slots)
V-500-48-6 6”h x 41.5”w x 14”d (Installed in a 48” shelf module) optional dividers V-DIV-48-6-slo (21 slots)
V-500-36-3 3”h x 28.5”w x 14”d (Installed in a 36” shelf module) optional dividers V-DIV-36-3-slo (27 slots)
V-500-36-6 6”h x 28.5”w x 14”d (Installed in a 36” shelf module) optional dividers V-DIV-36-6-slo (15 slots)
V-500-24-3 3”h x 16.5”w x 14”d (Installed in a 24” shelf module) optional dividers V-DIV-24-3-slo (12 slots)
V-500-24-6 6”h x 16.5”w x 14”d (Installed in a 24” shelf module) optional dividers V-DIV-24-6-slo (9 slots)

(2) All drawers are pre-pierced for the installation of optional dividers.

DRAWERS

The drawer system can be installed as individual units or stacked on top of one another. The bases are pre-punched to accept (optional) dividers.

(6) The small drawer is assembled using UHMW strips and is rated at 250lb.
V-DRW-48-6
48"l x 18"w x 6"h

(7) The large drawer is built using bearing rollers and is rated at 350lb.
V-DRW-48-20
48"l x 18"w x 20"h

(8) The top crown is a valuable addition to help keep tools or boxes in place.
V-DRW-CRO
48"l x 18"w x 3"h

(9) Elevate your drawer combo for more floor space.
V-DRW-LIF
6"h x 18"w x 4"d



Drawer Combo unit. Fits neatly under shelf or over a large tool drawer.

Optional dividers can be installed at 1" increments. The 2 drawer combos are built with 150lb sliders and have a paddle lock. Ideal for small parts or to store valuable tools and items.

An optional top crown is required for stand-alone installation.

- (3) V-DRW-150-2
- (4) V-DRW-150-CRO
- (5) V-DIV-150-2 SLO (cross pattern dividers)

The 9 Drawer Module.

Each drawer is 3" high and has its own paddle lock. A single key can be used to unlock each drawer. Each drawer is assembled with 150lb sliders.

Each unit is assembled with 2 top shelves as shown in the picture

(10) V-DRW-150-9 (58"h x 24"w x 16"d)

The drawer bases are pre-punched at every inch to accept (optional) dividers.

(11) V-DIV-150-9 SLO (Cross pattern dividers; 20 slots/drawer)



ACCESSORIES



The V Spec Techno door is ideal to store valuable goods. It has a paddlelock and can be adjusted from 10"-14"

The design enables you to vary shelf height without repositioning the door.

V-DOR-24 (24" Locking expandable door)
 V-DOR-36 (36" Locking expandable door)
 V-DOR-48 (48" Locking expandable door)
 V-DOR-60 (60" Locking expandable door)
 V-DOR-72 (72" Locking expandable door)



Kick plates are a simple way of creating a false shelf.

Although usually installed at floor level to prevent equipment from shifting, it can be installed above a shelf to create a deeper shelf depth.

V-KCK-24 (24"l x 3"h)
 V-KCK-36 (36"l x 3"h)
 V-KCK-48 (48"l x 3"h)
 V-KCK-60 (60"l x 3"h)
 V-KCK-72 (72"l x 3"h)
 V-KCK-84 (84"l x 3"h)
 V-KCK-96 (96"l x 3"h)



Shelf dividers are available in 14" or 16". They are sold in packs of 5 and can be installed at every inch using machine screws preventing all rattles

V-DIV-14 (14" Shelf depth)
 V-DIV-16 (16" Shelf depth)



Plastic bins available in different heights and widths

4" or 6" high and 11.5"d

(The plastic dividers shown are not an option)

V-BIN-4 (4"w x 4" of 6"h x 11.5"d)
 V-BIN-6 (6"w x 4" or 6"h x 11.5"d)
 V-BIN-8 (8"w x 4" or 6"h x 11.5"d)



Small parts organiser cases are available in two sizes, 2" and 4"

V-PTO-4, 4" High case w/brackets
 (4"h x 18"w x 14⁵d)

V-PTO-2, 2" High case w/brackets
 (2"h x 18"w x 14⁵d)

ACCESSORIES



Utility hooks

V-HOOK-6 (6" Hook)
V-HOOK-3 (3" Hook)



Caulking tube holder. Holds up to five tubes

V-CAU-1

16" w x 6" h x 4" d



Paint can holder. Holds up to five cans

V-PNT-1

16" w x 6" h x 4" d



Shelf work table. A valuable item to take note, orders or to put tools on. Clips to any standard shelf lip.

V-SHV-HLD

24" l x 14" d x 3" h



Tilting hardware module.

Each horizontal section has 2 dividers

V-PTS-1

19.5" h x 16" w x 5" d



Fixed single hardware holder (Shown as 3 single units stacked on top of each other)

V-PTS-3

6" h x 16" w x 5.5" d



Wire Spool reel holder. Holds up to 5 wire spools

V-SPOOL

32" h x 16" w x 8" d



Folding vise support. Locks in the opened and closed position

V-VISE (vise not included)

32" h x 18" l x 13" w



Garbage bin.

Fits behind a shelving module. What started off as a garbage can became storage for just about anything.

V-GAR-1 (10" l x 16" w x 12" h)

ACCESSORIES



Overhead Storage Modules

Make the best of your wasted cargo space. Available in sizes 36", 48", or 60" long, these overhead storage compartments will serve more uses than you ever thought possible.

A generic fit for all vehicles and come with a paddle lock to secure valuable equipment and tools.

V-OVH-36 (36" long x 12" high x 14" deep)
V-OVH-48 (48" long x 12" high x 14" deep)
V-OVH-60 (60" long x 12" high x 14" deep)

44" X 20.5 W x 16" D
58" X 20.5 W x 16" D



Small parts case module.
Available in 2 different case quantity configurations.

V-PTO-1844-07 (7 large cases)
V-PTO-1844-08 (5 large & 3 small)
V-PTO-1858-08 (8 large cases)
V-PTO-1858-10 (7 large & 3 small)

Note:
Large cases are 4" h
Small cases are 2" h



Aluminum-top work bench

It includes an adjustable half-shelf. Bins, small parts cases and dividers all sold as options. Available in two height options, sitting 28" or standing 36"

V-WRK-AL 2836 (36"l x 16"w x 28"h)
V-WRK-AL 2848 (48"l x 16"w x 28"h)

V-WRK-AL-3636 (36"l x 16"w x 36"h)
V-WRK-AL-3648 (48"l x 16"w x 36"h)

ACCESSORIES



Shelf tank holder. Options ranging from 2 to 5 tanks per shelf. Installs neatly inside a shelf.

Straps included

V-BOT-2 (2 Tanks per shelf)
V-BOT-3 (3 Tanks per shelf)
V-BOT-4 (4 Tanks per shelf)
V-BOT-5 (5 Tanks per shelf)



Single tank holder. Can be used for 20lb or 50lb tanks

Strap included

V-BOT-1

18"h x 12"w x 6"d



Tank holder module.

Straps included.

V-BOT-44 (4x 20 lb tanks)
44"h x 13"w x 16"d

V-BOT-58 (5 x 20lb tanks)
58"h x 13"w x 16"d



Recovery tank holder module.

Straps included.

V-BOT-44-L (3 x 50 lb tanks)
44"h x 15"w x 16"d

V-BOT-58-L (4 x 50lb tanks)
58"h x 15"w x 16"d




Double tank holder. Can be used for 20lb or 50lb tanks.

Straps included.

V-BOT-2

28"h x 16"w x 6"d

ACCESSORIES



Universal Hitch Mount Rear Step

The Step is designed with an internal support structure and provides the most usable surface area in a removable step. It uses an internal locking mechanism that will eliminate all possible rattles and provide you with the peace of mind knowing it will not be stolen as it locks safely into place.

V-STP-40 (40"l x 8"d x 6"h)




Locker module.
Pre-punched end panels for hooks
Locking paddle handle

V-LOK-1844 (44"h x 18"w x 16"d)
V-LOK-1858 (58"h x 18"w x 16"d)



The Center Console fits perfectly between the driver and passenger seats. The door opens from the driver side to the passenger side and has a locking handle. Ideal to store valuables, documents, work orders and even your lunch. The base mount may vary depending on the vehicle model and mounting possibilities.

V-CONSO (18"l x 13"w x 20"h)

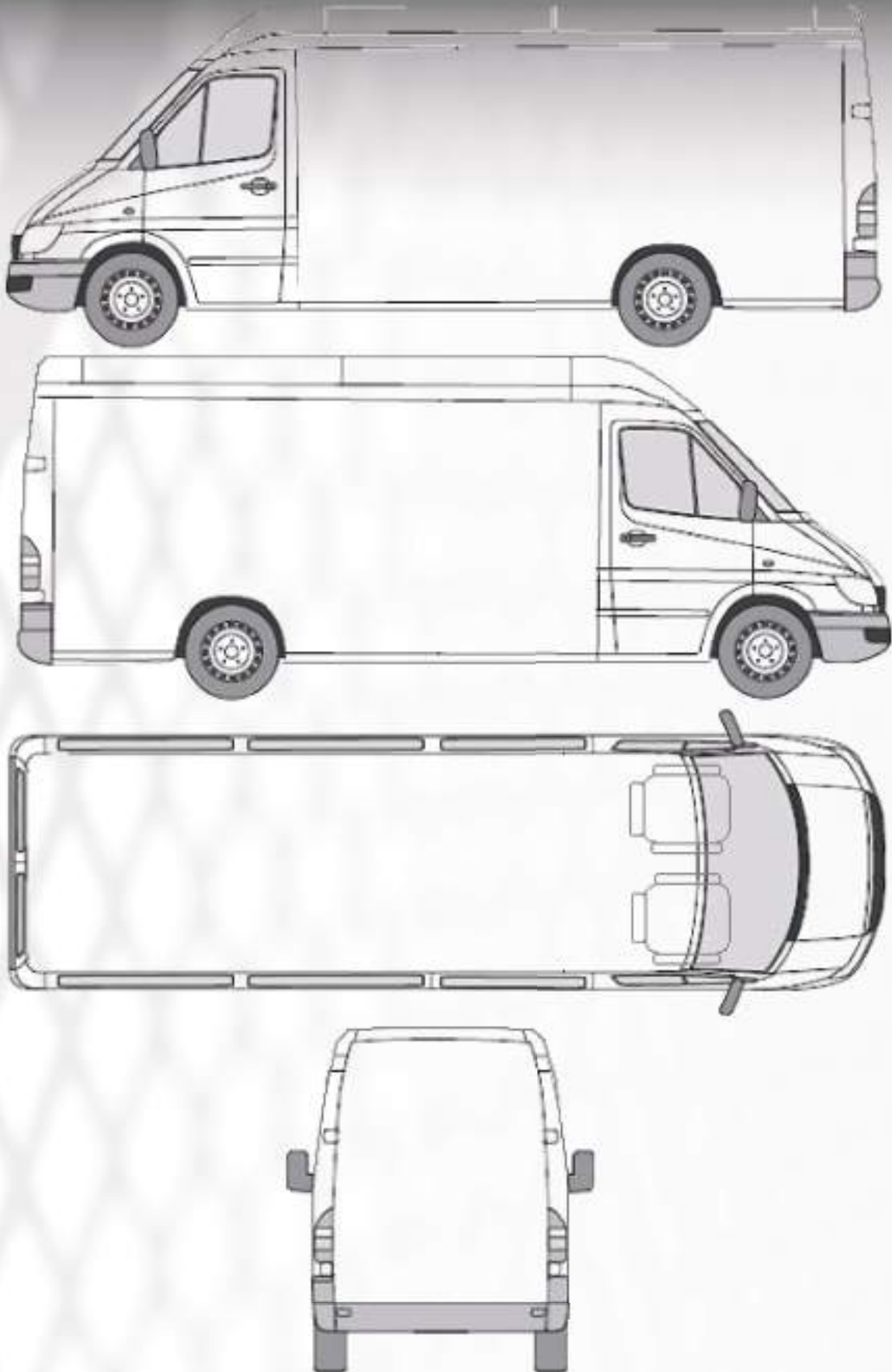


Literature Holders

Available in letter, legal or ledger formats and in single or three slot units

- (1) V-LET-1 Letter format literature holder (12"w x 6"h x 3"d)
- (2) V-LET-3 Letter format 3 slot literature holder (12"w x 17.5"h x 3"d)
- (3) V-LEG-1 Legal format literature holder (14.5"w x 6"h x 3"d)
- (4) V-LEG-3 Legal format 3 slot literature holder (15"w x 17.5"h x 3"d)
- (5) V-LED-3 Ledger format 3 slot literature holder (18"w x 20"h x 3.75")

NOTEBOOK





LIMITED LIFETIME WARRANTY

V SPEC TECHNO warrants to the original purchaser that all products manufactured by V SPEC, including the complete V Line, are exempt of manufacturing defects from the initial purchase date and for the normal life span of the product. All inquiries or claims should be addressed to our authorized distributors or directly to V SPEC TECHNO Inc. Proof of purchase may be required.

Canadian location:

1200 rue Nationale
Terrebonne, QC J6W6C1
Canada
Tel: 1.450.961.2499
Fax: 1.450.961.9004
info@vspectechno.com



USA location:

3 Area Development Drive
Plattsburgh, NY 12901
USA
Tel: 1.450.961.2499
Fax: 1.450.961.9004
info@vspectechno.com



WWW.VSPECTECHNO.COM